


## How To See Who Has Donated to Your Fundraising Page

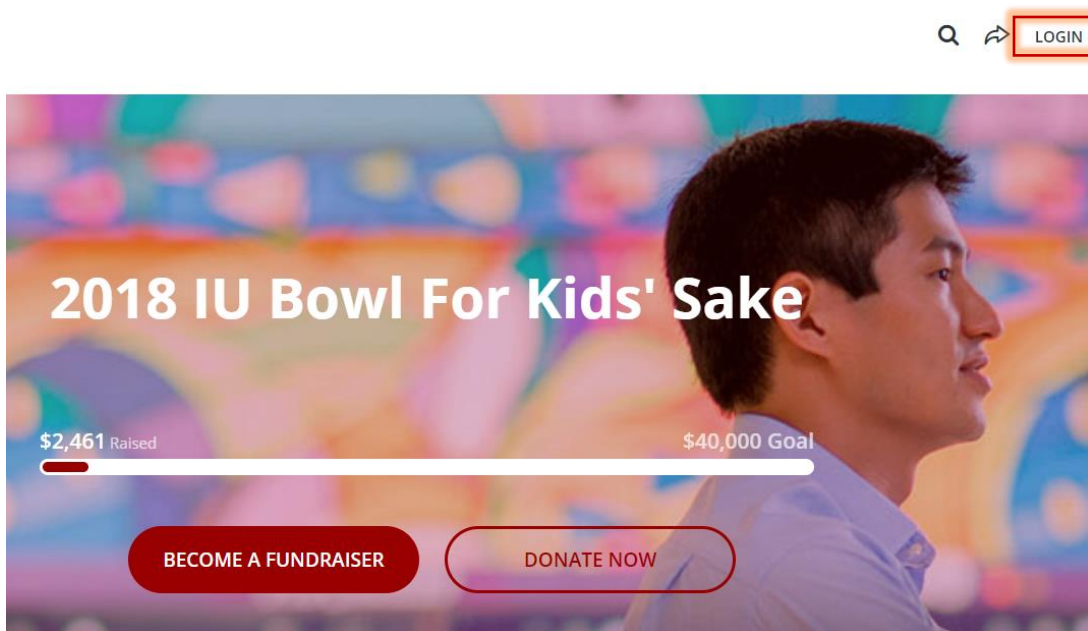
1. Go to [bigsindiana.org/bfks](https://bigsindiana.org/bfks). Click on “Register & Donate.” From here, you can choose whether you are participating in Community or IU Bowl for Kids Sake



### Which Bowl For Kids Sake Are You Participating In?



2. Log in to your account by accessing the login button at the top right corner of your screen



3. You will be prompted to enter your log in information to access your account. Enter your email and password or log in via your Facebook account

Log in

Continue with Facebook

Or use your email

Email \*

Enter your email address

Password \*

Enter your password  Show

Remember me [Forgot password?](#)

**LOG IN**

POWERED BY *Classy*

4. You will arrive at your fundraising homepage. To go to your profile, click on the top right icon and select "My Profile"

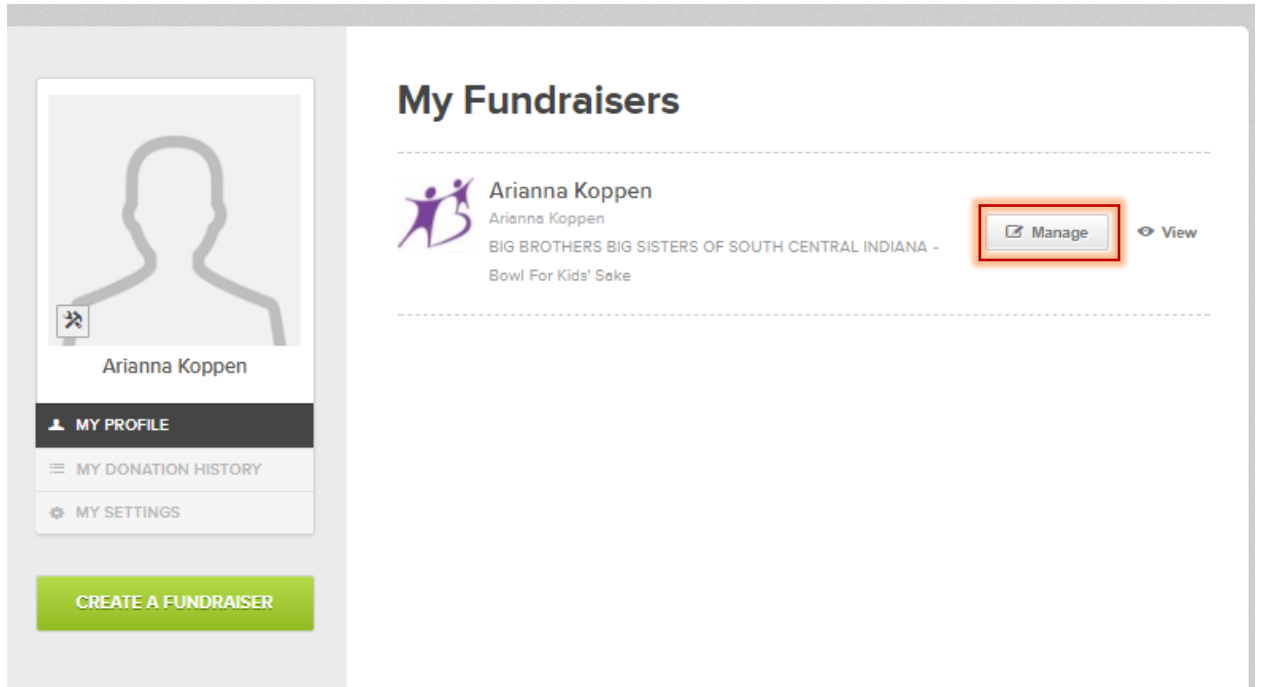
2018 IU Bowl For Kids' Sake

\$2,461 Raised \$40,000 Goal

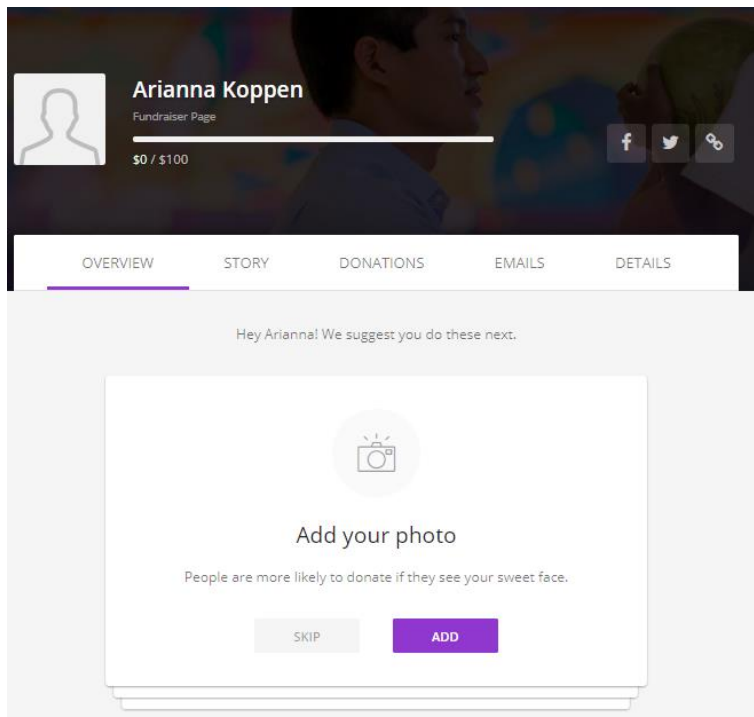
**BECOME A FUNDRAISER** **DONATE NOW**

- My Profile
- My Donations
- My Settings
- Logout

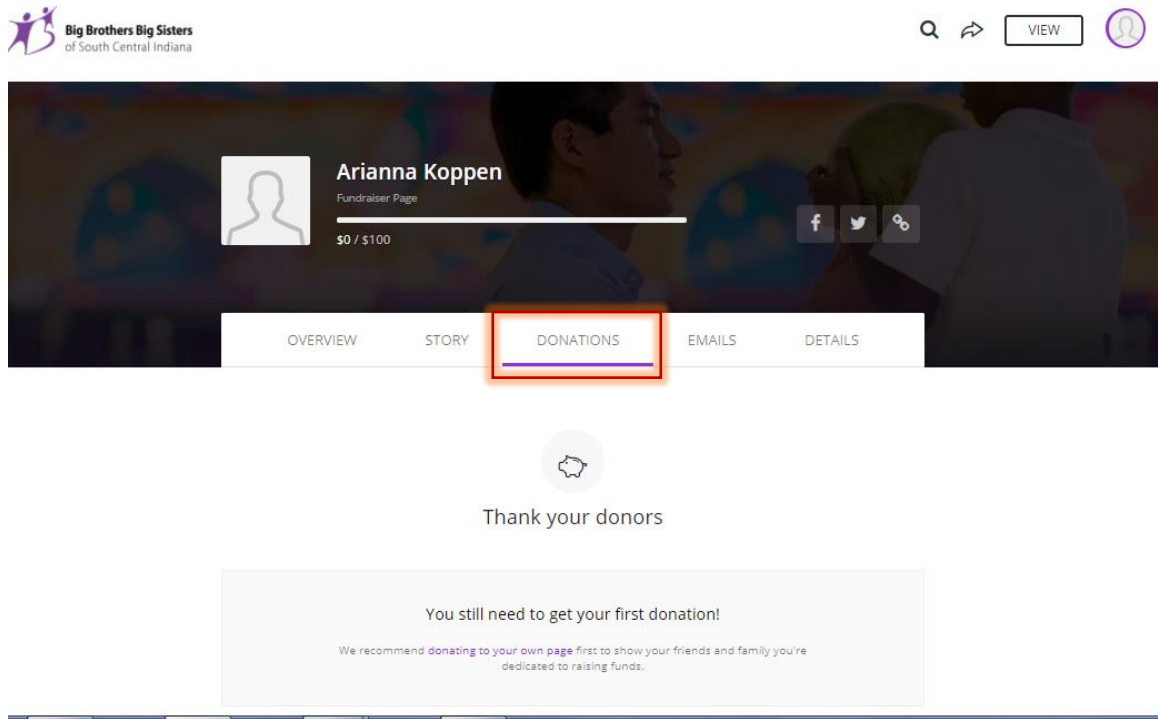
- This will bring you to your classy profile where you will see all the fundraisers that you are currently supporting. To manage your fundraiser page, press “Manage” next to the Bowl For Kids’ Sake fundraiser.



- This will redirect you to your personal profile page for this fundraiser.



7. Click on “Donations” to view the donors who have supported your fundraising efforts.



8. Be sure to say “Thank You” to everyone who is helping you to reach your fundraising goal!